



Carbon-Lab E Wireless

Fast carbon determination in liquid steel

Carbon-Lab E Wireless

Fast carbon determination in liquid steel

The ever-increasing demands on measurement technology require the integration of new electronics hardware, interfaces, and in particular the software. The innovative Carbon-Lab E Wireless instrument fully meets these expectations. Its features are reliability, ease of use, and flexibility in application. With the changeable parameter flash memory it is possible to backup and restore the instrument parameter settings on every Carbon-Lab E Wireless. The Carbon-Lab E Wireless measures and analyzes the liquidus temperature and gives a fast determination of the carbon content in the liquid steel. Sensors are connected to the instrument through the manually operated QUBE Wireless lance or with conventional wired lances.

Temperature measurement and carbon determination using wireless transmission

With Carbon-Lab E Wireless you can receive the liquidus temperature and carbon content results wirelessly. Located near the handle of the optional QUBE measurement lance is the Qube O battery-powered wireless transmission module, which transfers the temperature and carbon determination data directly to the Carbon-Lab E Wireless instrument.

Up to 1000 measurements can be taken using the QUBE O with its long-life lithium ion batteries. The batteries are charged using the dedicated charging station.

Safety-related benefits

- no accident risks through cables lying around
- no repairs in security restricted and hazardous environments

Cost-relevant advantages

- no wiring or cable connection between the submersible measuring probe and measuring instrument, cost savings for repairing of damaged cables
- no attachment of cable conduit/terminal blocks




Carbon-Lab E Wireless



Qube O

1: Qube O transmitter
2: Qube O handle

3: Qube O battery and charging station



Standard features of the Carbon-Lab E Wireless

- wireless receiver for the Qube O wireless measurement lance
- analogue input for wired measurement lance
- non-reflecting 45 mm display with wireless connection and signal strength indication
- LED measurement sequence signals
- high measurement accuracy by high-resolution A/D converter
- universal application using a wide range power supply
- curves for thermocouple types S, R, B, K and D
- measurement error detection and interpretation
- automatic test measuring recognition
- four pre-programmed data telegrams, three additional data telegrams freely programmable using a web browser

With its robust construction, the Carbon-Lab E Wireless is ideal for on-site installation at the measurement location in the steel plant. Measurement values are displayed as large digits on the instrument LEDs and can be read from distances up to 30 meters.

A menu inside the instrument can be used to set parameters that adjust the instrument for different measurement tasks:

- simultaneous bath and liquidus temperature measurement,
- liquidus temperature and fast carbon determination in the EAF, and
- liquidus temperature measurement in the tundish and ladle,
- liquidus temperature measurement in cast steel.

The functional operation of the instrument is easy and fully automated and also features:

- password-protected device configuration using an internal LCD and buttons, and
- backup and restore of the instrument parameters using an integrated and removable memory.

You can set instrument parameters and select data telegrams using an LCD interface inside the instrument.

The parameterization is password protected, so that only authorized personnel can perform this task.

Parameters can be set for:

- evaluation tolerances,
- thermocouple calibration type,
- measurement times,
- data Interfaces,
- start conditions,
- calibration offset, and
- bath level.

You can also set instrument configuration parameters via remote control by using a web browser.

The Carbon-Lab E Wireless has three user-oriented data interfaces and four control outputs as standard.

Standard interfaces and outputs

- measurement data output using a V24 interface or serial TTY 20mA interface for PLC and peripheral devices,
- 0/4-20 mA output with follow mode,
- Ethernet interface,
- bath level in wired operation,
- wireless receiver unit, and
- control outputs for signalisation and PLC.

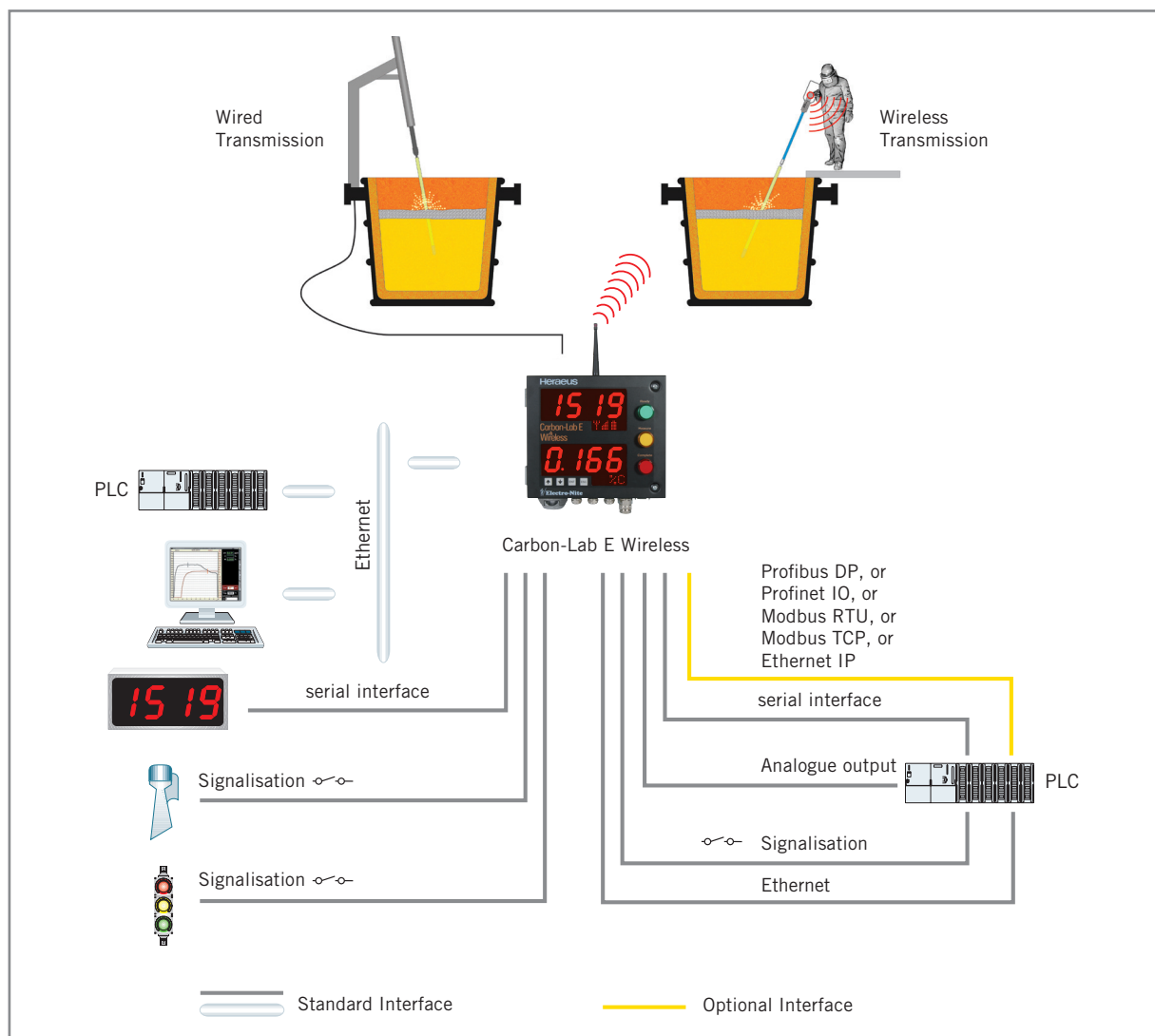
The standard Ethernet interface and the optional fieldbus interfaces allow the equipment to operate on the network.

The instrument can detect bath level in molten steel and iron when in wired operation. This is done using our Positherm® immersion thermocouple connected to an automatic lance.

Machine-specific installations are not needed with this method of bath level detection.

Option for one extension module

- second serial TTY 20 mA interface, or
- Profibus DP, or
- Profinet IO, or
- Modbus RTU, or
- Modbus TCP, or
- Ethernet IP, or
- two-channel 0/4-20 mA output, or
- second V24 interface



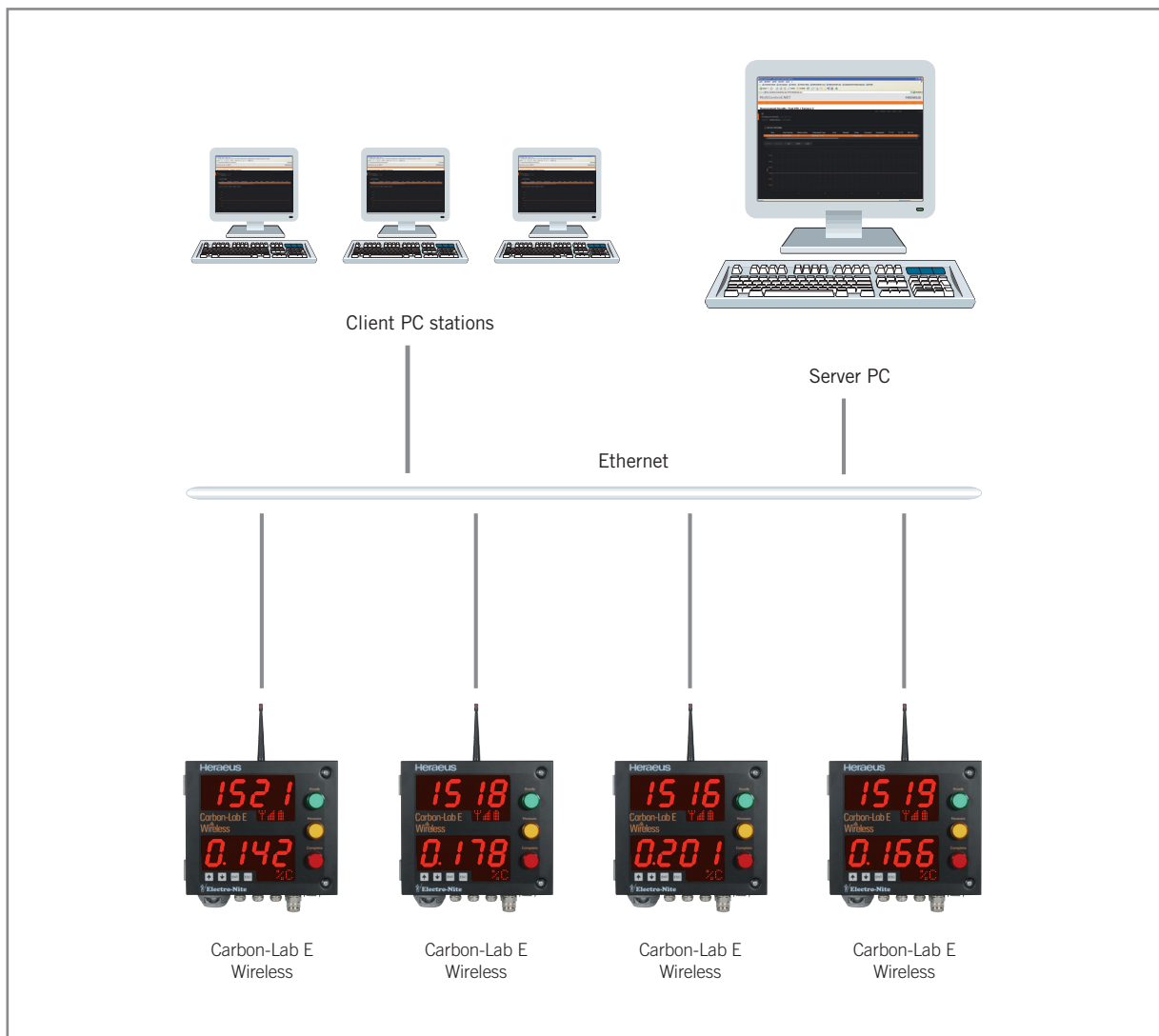
Carbon-Lab E Wireless with standard interfaces and optional interfaces



MeltControl Foundry software

The Carbon-Lab E Wireless instruments can be networked with a PC using an Ethernet interface. With the measurement data software installed on the PC, you can remotely analyse and save the measurement sequences, results, and curves of the Carbon-Lab E Wireless instrument. Carbon-Lab E Wireless instrument parameters can also be set using MeltControl Foundry.

MeltControl Foundry is a server application and can be used with Windows® 7. (Microsoft Windows® 7 is a registered trademark of the Microsoft Corporation.)



MeltControl Foundry software: Measurement data system

Technical data

Carbon-Lab E Wireless

Item	Description		
Measurement application	bath temperature measurement bath level detection	steel liquidus measurement	%C calculation only in wired operation
Measurement input	2 wireless input channels, or 2 analogue input channels	galvanically isolated	
Measurement rate	10 steps/second		
Measurement input range	temperature:	type S: 200°C to 1760°C type R: 200°C to 1760°C type B: 200°C to 1820°C type K: 200°C to 1370°C type D: 200°C to 2300°C	arithmetically linearised according to IEC584, IPTS68, IPTS48, or ITS90 according to ASTM E 988
Accuracy	temperature $\pm 1^\circ\text{C}$	at 0°C to 50°C ambient temperature	in measurement range > 400°C
Bath and liquidus temperature plateau detection	plateau length 0.2s to 5s, adjustable in 0.1s steps	window height 0.2°C to 10°C, adjustable in 0.1°C steps	
Measurement circuit monitoring	automatic thermocouple break detection		
Offset adjustment	temperature $\pm 5^\circ\text{C}$, adjustable in 0.1°C steps	liquidus $\pm 5\text{mV}$, adjustable in 0.1mV steps	
Start conditions	temperature 200°C to 1200°C, adjustable in 50°C steps		
Maximum measurement time	4s to 60s	selectable	
Detection of measurement failures	different error codes	with error code description in the matrix display	FFFF is output for error measurements
Displays	two 4-digit 7-segment LEDs, 45mm digit height with 4-character unit identification	matrix display for wireless signal and battery strength	
Display 1	temperature	°C/°F	selectable
Display 2	steel liquidus	%C, superheat	result selectable, and heat number with optional board
Display resolution	1°C/1°F	4-digit display	with floating decimal point
Measurement sequence display	ready, measure, complete	green, yellow, and red LEDs	
Signal outputs	four potential-free PhotoMOS solid state relays with two common 500mA FF fuses;	maximum 250V AC/DC, maximum 500mA, maximum 60W/VA	status signals also available using serial communication ports TTY, Ethernet, Profibus (optional)

	one for horn or bath level detection and one for measurement sequence	(green, yellow, red)	
Calculation formulas	%C, superheat		
Standard data outputs	TTY 20mA, serial, or V24 interface Ethernet mA output bath level detection	protocol: CTS, 3964, 3964R, STX ETX BCC, STX BCC ETX TCP/IP Client Server 0/4-20mA 'horn' contact	or no protocol only for wired operation with autolances
Additional interfaces/ options	second serial TTY 20 mA interface, or second V24 interface, or Profibus DP, or Profinet IO, or Modbus RTU, or Modbus TCP, or Ethernet IP interface, or mA output	0/4-20mA	2-channel
Data telegrams	four selectable and three freely programmable	programmable using a web browser	
Housing, dimensions and weight	metal housing for wall mounting, weight: approx. 7.5kg	IP 55 protection, coating RAL 9005	dimensions: H=230mm, W=260mm, D=150mm
Operating data	power supply 90 to 264 V AC, 47 to 63 Hz	power consumption maximum 34VA	ambient temperature 0 to +50°C

Qube 0

Item	Description	
1. Qube 0 transmitter		
Measurement application	temperature, oxygen, and carbon measurements	
Transmission	2.4 GHz	antenna installed inside the housing
Input range	type S, R, B, K, D	arithmetically linearized according to IPTS68, IPTS48 or ITS90
Display	built-in display for measurement place	selectable or programmable using push button
Housing	interlock for display and battery	IP 65 protection
2. Qube 0 handle		
Design	ergonomic design with molded rubber grip	
3. Qube 0 battery and charging station		
Battery	long-life lithium ion built-in fuel gauge, up to 1000 measurements possible	rechargeable
Charging station	fast charge with feedback LEDs and self-cleaning blade contacts	

Further technical details on request, deviations from illustrations and technical data indicated reserved.
The transmission module meets the standard ETSI EN 300 328 V1.8.1

Heraeus Electro-Nite
info.electro-nite.be@heraeus.com
www.heraeus-electro-nite.com

